



# Individual Report for ECON-103-A02-Microeconomic Principles – Yue Deng

Project Title: **Student Evaluations of Teaching - Summer 2021**

Survey Audience: **9**  
Responses Received: **8**  
Response Ratio: **88.89%**

---

## Report Comments

Student evaluations of teaching provide critical feedback to instructors that can be used to adjust and improve the class experience.

This information is also evaluated as part of performance reviews.

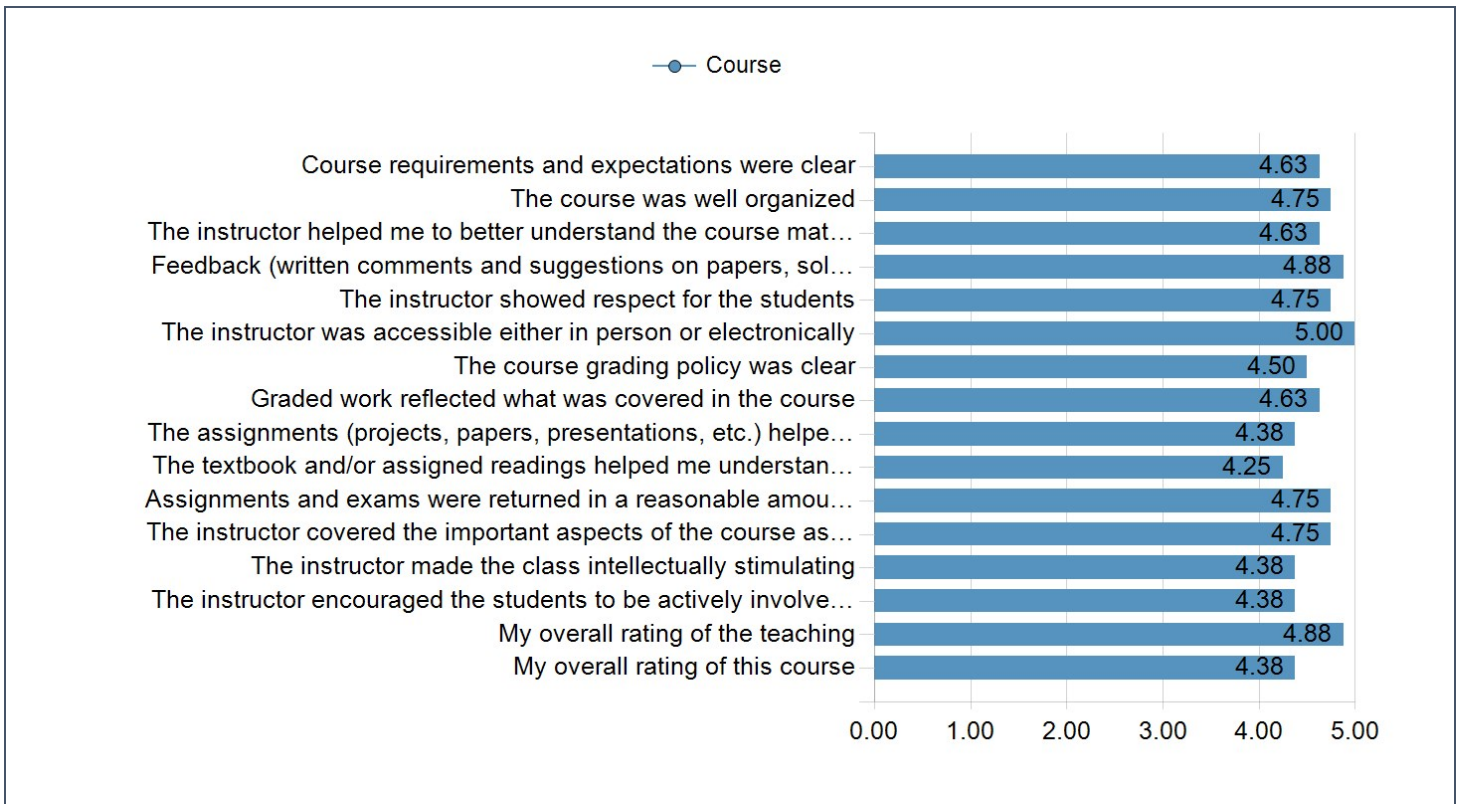
You are encouraged to review this information to learn more about the student perspective and experience.

If you have any questions about the process or how to interpret this information, please contact the Office of Institutional Effectiveness and Planning at [oiiep@gmu.edu](mailto:oiiep@gmu.edu).

---

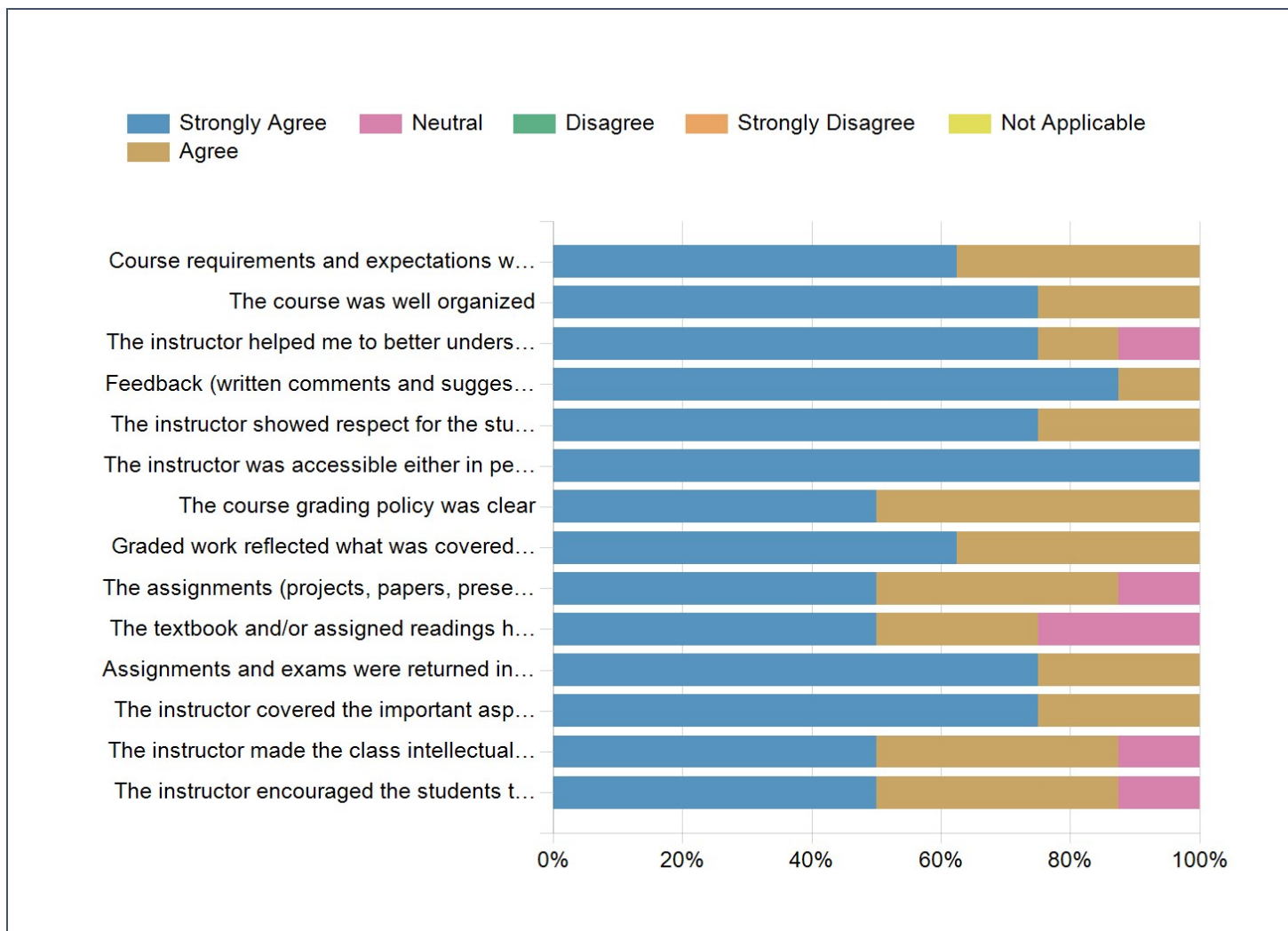
Creation Date: **Saturday, July 17, 2021**

Raters	Students
Responded	8
Invited	9
Response Ratio	88.89%

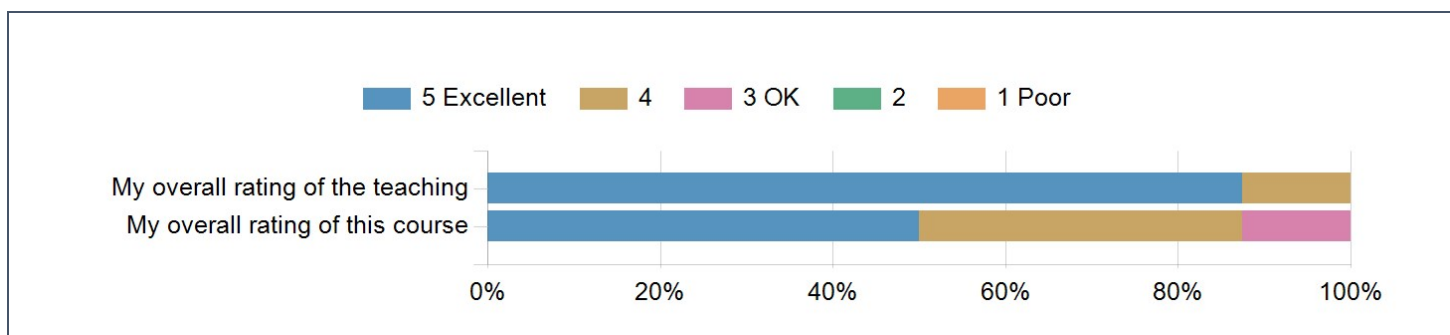


Competency	Course	Standard Deviation	Min	Max
Course requirements and expectations were clear	4.63	+/-0.52	4.00	5.00
The course was well organized	4.75	+/-0.46	4.00	5.00
The instructor helped me to better understand the course material	4.63	+/-0.74	3.00	5.00
Feedback (written comments and suggestions on papers, solutions provided, class discussion, etc.) was helpful	4.88	+/-0.35	4.00	5.00
The instructor showed respect for the students	4.75	+/-0.46	4.00	5.00
The instructor was accessible either in person or electronically	5.00	+/-0.00	5.00	5.00
The course grading policy was clear	4.50	+/-0.53	4.00	5.00
Graded work reflected what was covered in the course	4.63	+/-0.52	4.00	5.00
The assignments (projects, papers, presentations, etc.) helped me learn the material	4.38	+/-0.74	3.00	5.00
The textbook and/or assigned readings helped me understand the material	4.25	+/-0.89	3.00	5.00
Assignments and exams were returned in a reasonable amount of time	4.75	+/-0.46	4.00	5.00
The instructor covered the important aspects of the course as outlined in the syllabus	4.75	+/-0.46	4.00	5.00
The instructor made the class intellectually stimulating	4.38	+/-0.74	3.00	5.00
The instructor encouraged the students to be actively involved in the material through discussion, assignments, and other activities	4.38	+/-0.74	3.00	5.00
My overall rating of the teaching	4.88	+/-0.35	4.00	5.00
My overall rating of this course	4.38	+/-0.74	3.00	5.00

## Student Evaluations of Teaching (Q1-Q14)



## My overall rating (Q15-Q16)



Top Questions		
1	The instructor was accessible either in person or electronically	5.00
2	Feedback (written comments and suggestions on papers, solutions provided, class discussion, etc.) was helpful	4.88
3	My overall rating of the teaching	4.88

Lowest Questions		
1	The textbook and/or assigned readings helped me understand the material	4.25
2	The assignments (projects, papers, presentations, etc.) helped me learn the material	4.38
3	The instructor made the class intellectually stimulating	4.38

## Student Evaluations of Teaching (Q1-Q16)

Question	Course				Department (Economics)				School (Humanities & Social Sciences)			
	Response Count	Mean	Min	Max	Response Count	Mean	Min	Max	Response Count	Mean	Min	Max
Course requirements and expectations were clear	8	4.63	4.00	5.00	26	4.58	2.00	5.00	737	4.59	1.00	5.00
The course was well organized	8	4.75	4.00	5.00	26	4.65	3.00	5.00	738	4.47	1.00	5.00
The instructor helped me to better understand the course material	8	4.63	3.00	5.00	26	4.54	3.00	5.00	733	4.41	1.00	5.00
Feedback (written comments and suggestions on papers, solutions provided, class discussion, etc.) was helpful	8	4.88	4.00	5.00	25	4.36	2.00	5.00	714	4.32	1.00	5.00
The instructor showed respect for the students	8	4.75	4.00	5.00	26	4.77	3.00	5.00	728	4.72	1.00	5.00
The instructor was accessible either in person or electronically	8	5.00	5.00	5.00	26	4.65	2.00	5.00	732	4.59	1.00	5.00
The course grading policy was clear	8	4.50	4.00	5.00	26	4.35	2.00	5.00	734	4.56	1.00	5.00
Graded work reflected what was covered in the course	8	4.63	4.00	5.00	26	4.23	1.00	5.00	732	4.60	1.00	5.00
The assignments (projects, papers, presentations, etc.) helped me learn the material	8	4.38	3.00	5.00	24	4.58	3.00	5.00	730	4.53	1.00	5.00
The textbook and/or assigned readings helped me understand the material	8	4.25	3.00	5.00	24	4.29	3.00	5.00	717	4.42	1.00	5.00
Assignments and exams were returned in a reasonable amount of time	8	4.75	4.00	5.00	26	4.50	2.00	5.00	726	4.55	1.00	5.00
The instructor covered the important aspects of the course as outlined in the syllabus	8	4.75	4.00	5.00	26	4.62	3.00	5.00	734	4.59	1.00	5.00
The instructor made the class intellectually stimulating	8	4.38	3.00	5.00	26	4.54	3.00	5.00	729	4.36	1.00	5.00
The instructor encouraged the students to be actively involved in the material through discussion, assignments, and other	8	4.38	3.00	5.00	26	4.46	3.00	5.00	724	4.53	1.00	5.00

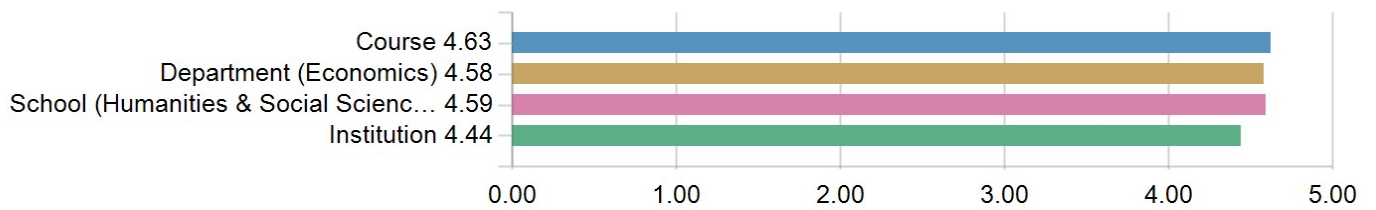
Question	Course				Department (Economics)				School (Humanities & Social Sciences)			
	Response Count	Mean	Min	Max	Response Count	Mean	Min	Max	Response Count	Mean	Min	Max
activities												
My overall rating of the teaching	8	4.88	4.00	5.00	26	4.58	2.00	5.00	739	4.48	1.00	5.00
My overall rating of this course	8	4.38	3.00	5.00	26	4.31	2.00	5.00	739	4.38	1.00	5.00

**Student Evaluations of Teaching (Q1-Q16) (continued)**

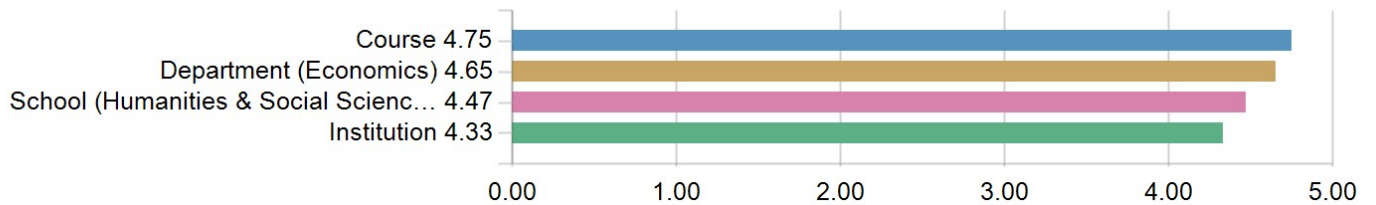
Question	Institution			
	Response Count	Mean	Min	Max
Course requirements and expectations were clear	3582	4.44	1.00	5.00
The course was well organized	3591	4.33	1.00	5.00
The instructor helped me to better understand the course material	3562	4.24	1.00	5.00
Feedback (written comments and suggestions on papers, solutions provided, class discussion, etc.) was helpful	3468	4.19	1.00	5.00
The instructor showed respect for the students	3564	4.60	1.00	5.00
The instructor was accessible either in person or electronically	3550	4.49	1.00	5.00
The course grading policy was clear	3579	4.47	1.00	5.00
Graded work reflected what was covered in the course	3565	4.45	1.00	5.00
The assignments (projects, papers, presentations, etc.) helped me learn the material	3550	4.38	1.00	5.00
The textbook and/or assigned readings helped me understand the material	3481	4.29	1.00	5.00
Assignments and exams were returned in a reasonable amount of time	3523	4.43	1.00	5.00
The instructor covered the important aspects of the course as outlined in the syllabus	3571	4.48	1.00	5.00
The instructor made the class intellectually stimulating	3535	4.23	1.00	5.00
The instructor encouraged the students to be actively involved in the material through discussion, assignments, and other activities	3507	4.43	1.00	5.00
My overall rating of the teaching	3590	4.32	1.00	5.00
My overall rating of this course	3593	4.21	1.00	5.00

## Student Evaluations of Teaching (Q1-Q16) - Chart

### 1. Course requirements and expectations were clear



### 2. The course was well organized



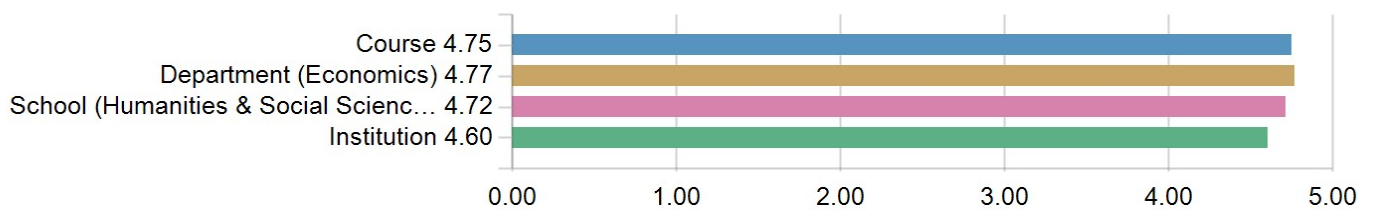
### 3. The instructor helped me to better understand the course material



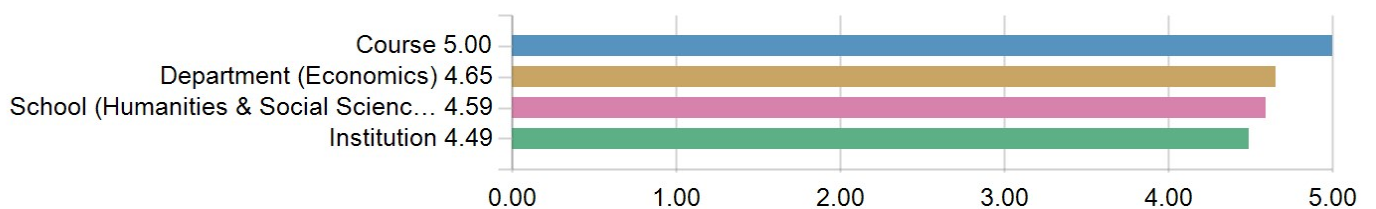
### 4. Feedback (written comments and suggestions on papers, solutions provided, class discussion, etc.) was helpful



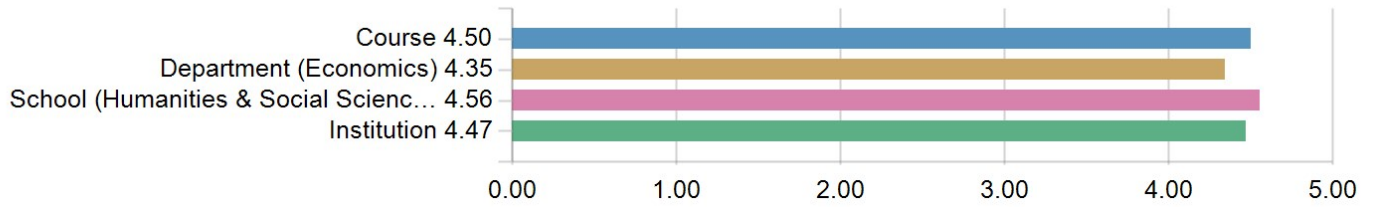
### 5. The instructor showed respect for the students



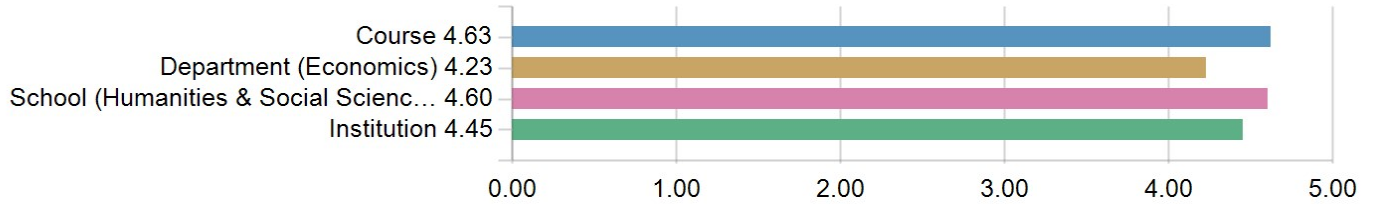
### 6. The instructor was accessible either in person or electronically



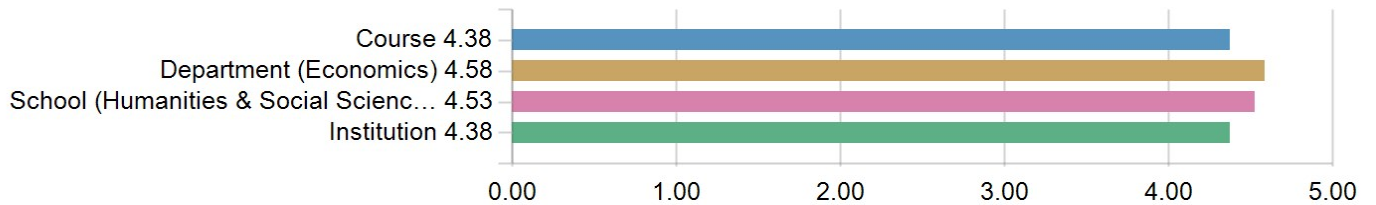
7. The course grading policy was clear



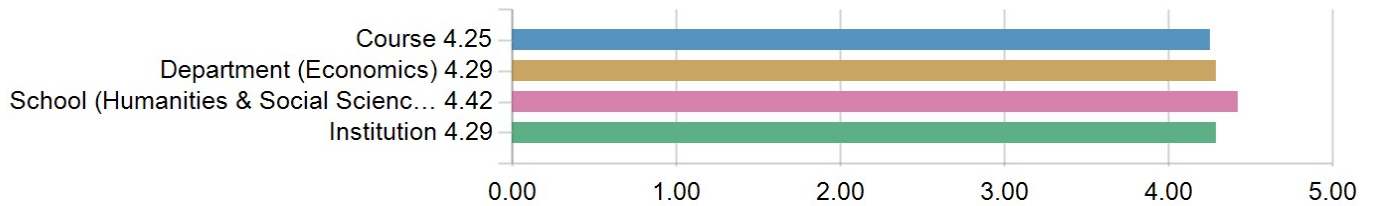
8. Graded work reflected what was covered in the course



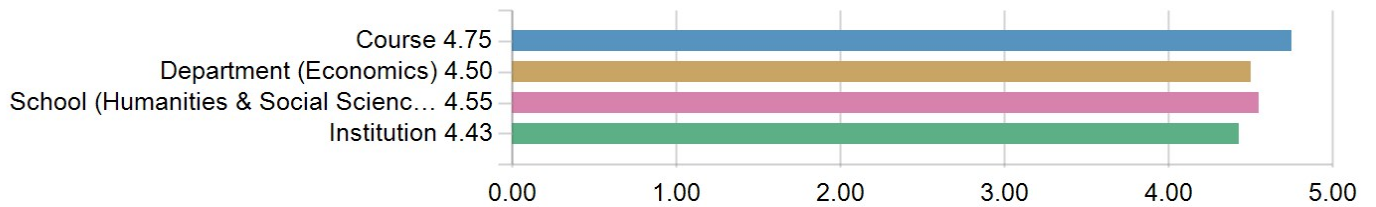
9. The assignments (projects, papers, presentations, etc.) helped me learn the material



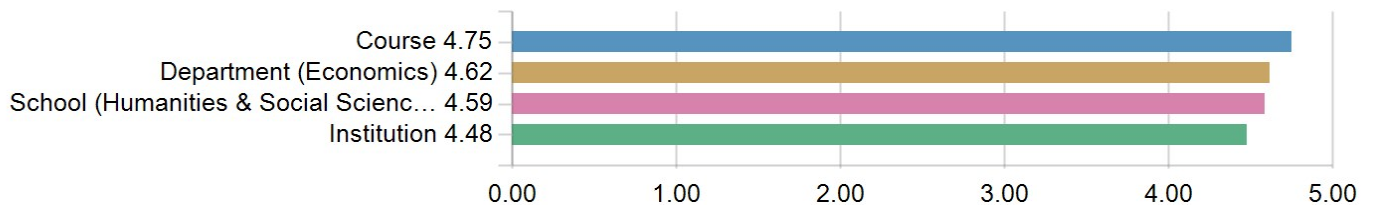
10. The textbook and/or assigned readings helped me understand the material



11. Assignments and exams were returned in a reasonable amount of time

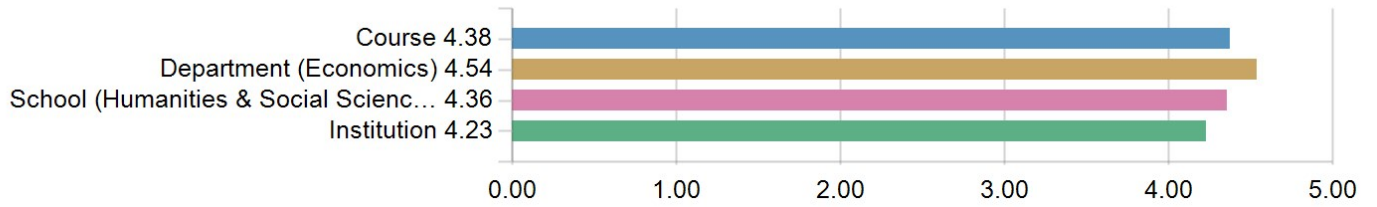


12. The instructor covered the important aspects of the course as outlined in the syllabus

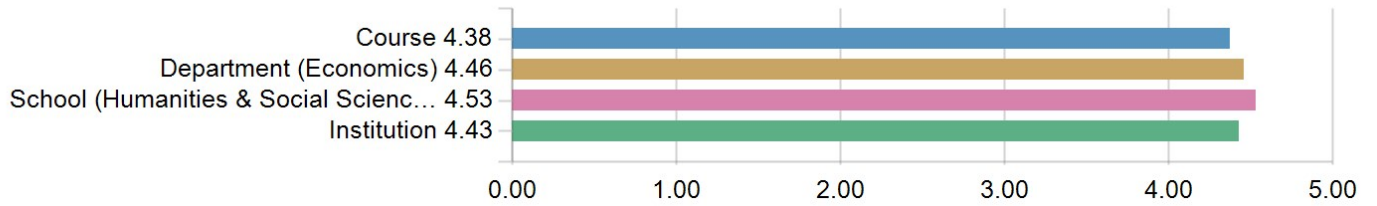




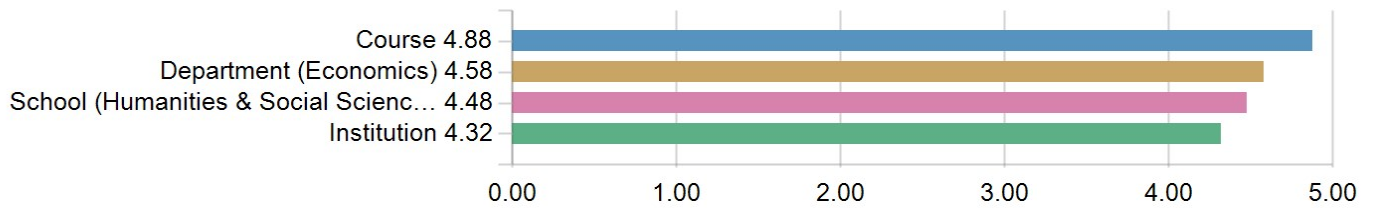
13. The instructor made the class intellectually stimulating



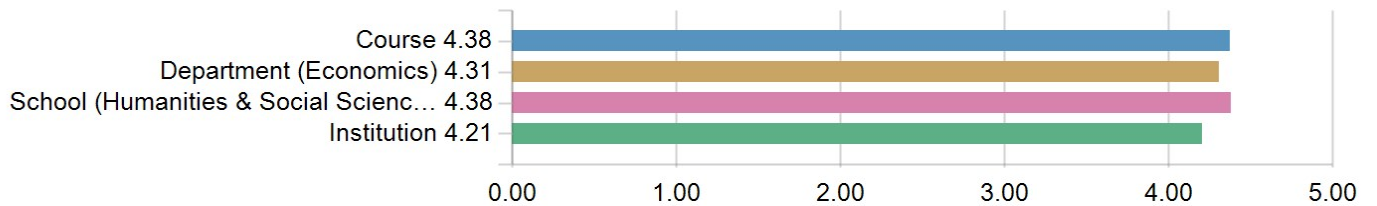
14. The instructor encouraged the students to be actively involved in the material through discussion, assignments, and other activities



15. My overall rating of the teaching



16. My overall rating of this course

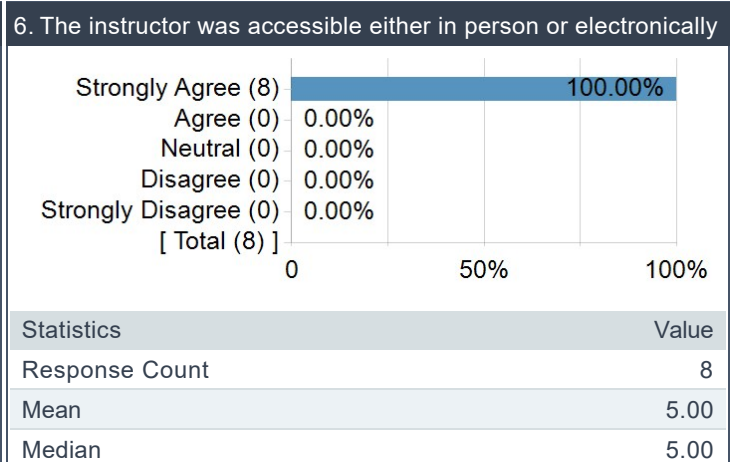
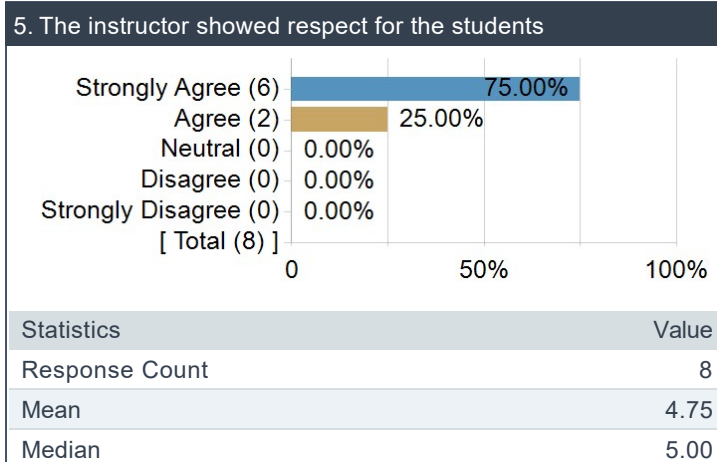
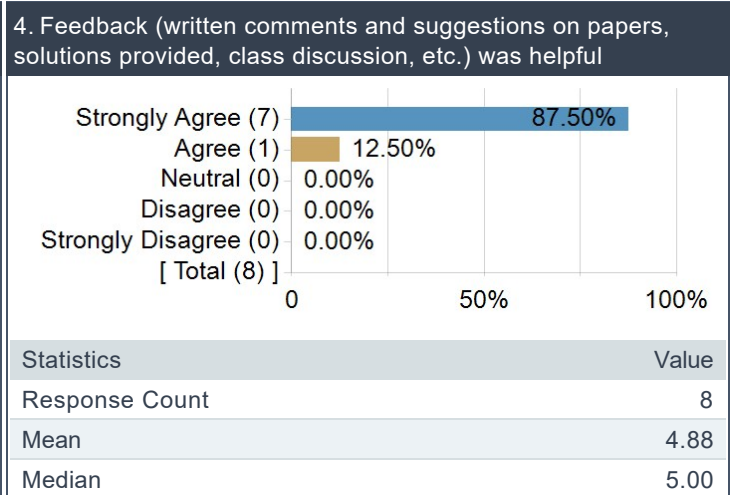
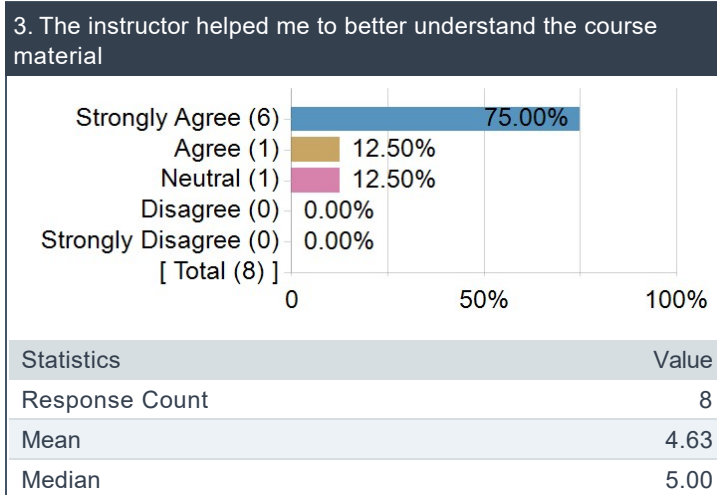
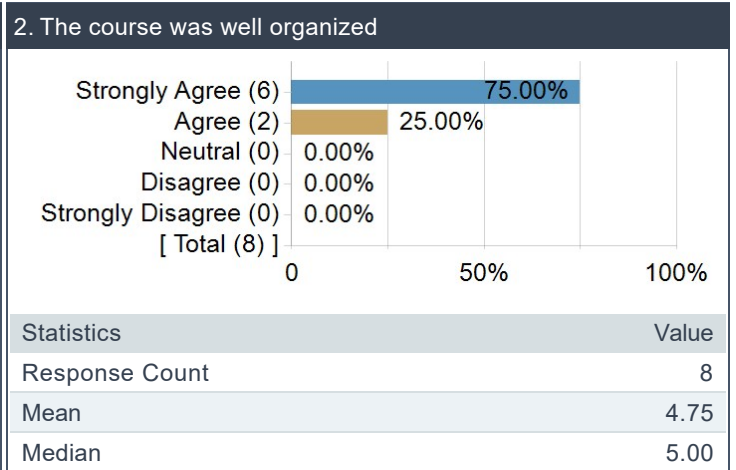
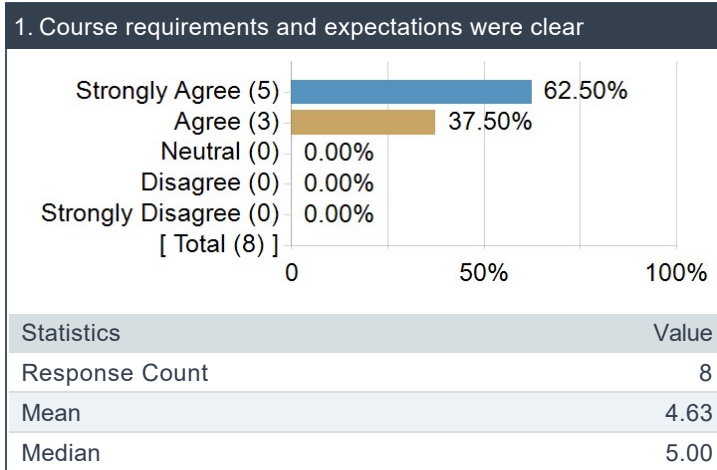


## Student Evaluations of Teaching (Q1-Q16)

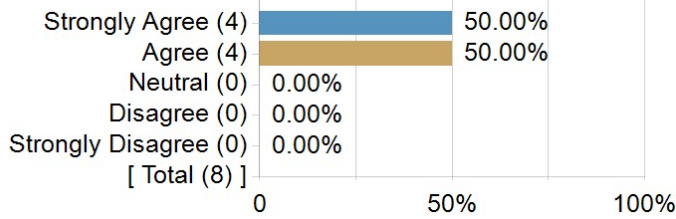
	Mean	Median	Min	Max	25th Percentile	50th Percentile	75th Percentile	Resp
Course requirements and expectations were clear	4.63	5.00	4.00	5.00	4.00	5.00	5.00	8
The course was well organized	4.75	5.00	4.00	5.00	4.25	5.00	5.00	8
The instructor helped me to better understand the course material	4.63	5.00	3.00	5.00	4.25	5.00	5.00	8
Feedback (written comments and suggestions on papers, solutions provided, class discussion, etc.) was helpful	4.88	5.00	4.00	5.00	5.00	5.00	5.00	8
The instructor showed respect for the students	4.75	5.00	4.00	5.00	4.25	5.00	5.00	8
The instructor was accessible either in person or electronically	5.00	5.00	5.00	5.00	5.00	5.00	5.00	8
The course grading policy was clear	4.50	4.50	4.00	5.00	4.00	4.50	5.00	8
Graded work reflected what was covered in the course	4.63	5.00	4.00	5.00	4.00	5.00	5.00	8
The assignments (projects, papers, presentations, etc.) helped me learn the material	4.38	4.50	3.00	5.00	4.00	4.50	5.00	8
The textbook and/or assigned readings helped me understand the material	4.25	4.50	3.00	5.00	3.25	4.50	5.00	8
Assignments and exams were returned in a reasonable amount of time	4.75	5.00	4.00	5.00	4.25	5.00	5.00	8
The instructor covered the important aspects of the course as outlined in the syllabus	4.75	5.00	4.00	5.00	4.25	5.00	5.00	8
The instructor made the class intellectually stimulating	4.38	4.50	3.00	5.00	4.00	4.50	5.00	8
The instructor encouraged the students to be actively involved in the material through discussion, assignments, and other activities	4.38	4.50	3.00	5.00	4.00	4.50	5.00	8
My overall rating of the teaching	4.88	5.00	4.00	5.00	5.00	5.00	5.00	8
My overall rating of this course	4.38	4.50	3.00	5.00	4.00	4.50	5.00	8

## Student Evaluations of Teaching (Q1-Q16)

Competency Statistics		Value
Mean		4.62
Median		5.00

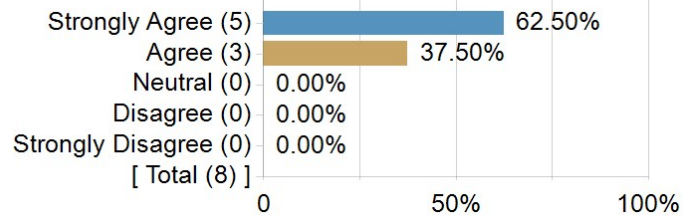


7. The course grading policy was clear



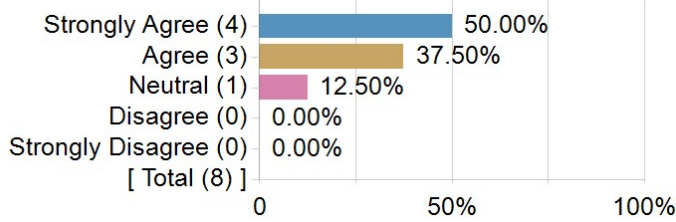
Statistics	Value
Response Count	8
Mean	4.50
Median	4.50

8. Graded work reflected what was covered in the course



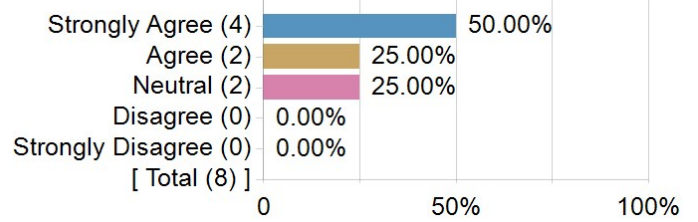
Statistics	Value
Response Count	8
Mean	4.63
Median	5.00

9. The assignments (projects, papers, presentations, etc.) helped me learn the material



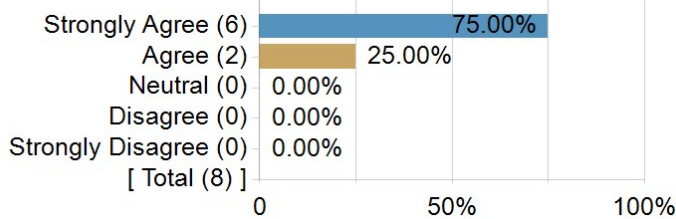
Statistics	Value
Response Count	8
Mean	4.38
Median	4.50

10. The textbook and/or assigned readings helped me understand the material



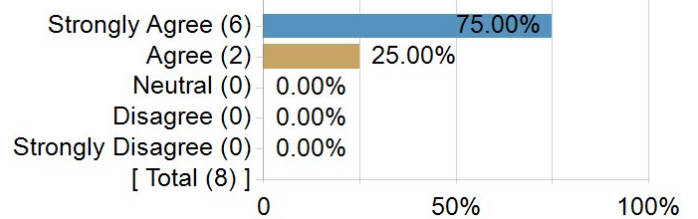
Statistics	Value
Response Count	8
Mean	4.25
Median	4.50

11. Assignments and exams were returned in a reasonable amount of time



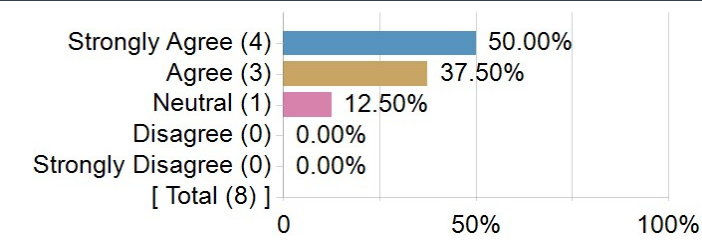
Statistics	Value
Response Count	8
Mean	4.75
Median	5.00

12. The instructor covered the important aspects of the course as outlined in the syllabus



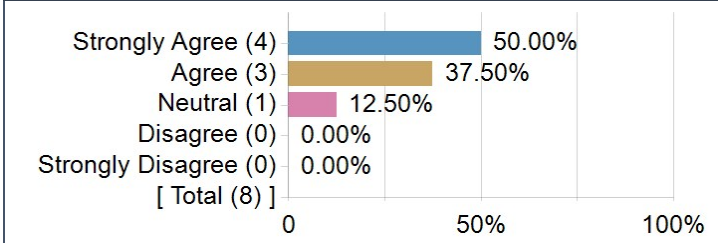
Statistics	Value
Response Count	8
Mean	4.75
Median	5.00

13. The instructor made the class intellectually stimulating



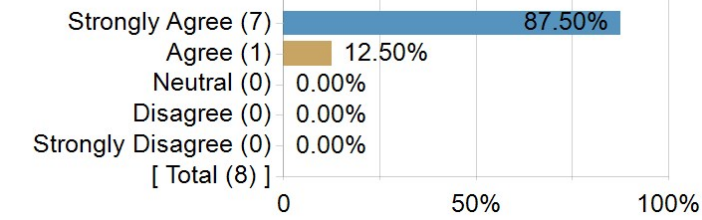
Statistics	Value
Response Count	8
Mean	4.38
Median	4.50

14. The instructor encouraged the students to be actively involved in the material through discussion, assignments, and other activities



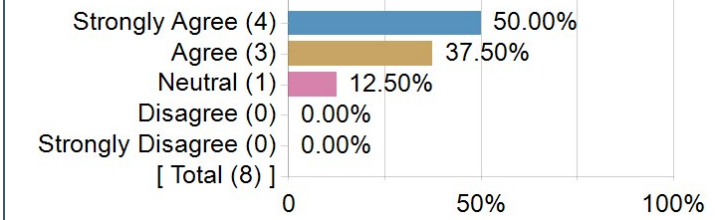
Statistics	Value
Response Count	8
Mean	4.38
Median	4.50

15. My overall rating of the teaching



Statistics	Value
Response Count	8
Mean	4.88
Median	5.00

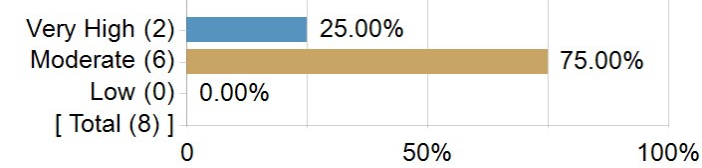
16. My overall rating of this course



Statistics	Value
Response Count	8
Mean	4.38
Median	4.50

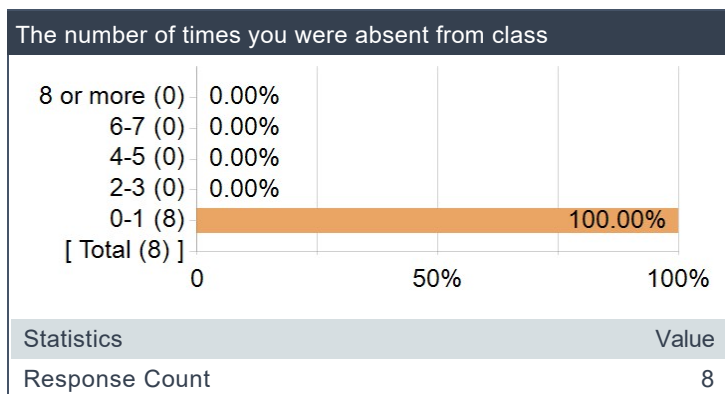
The amount of effort you put into the course

The amount of effort you put into the course

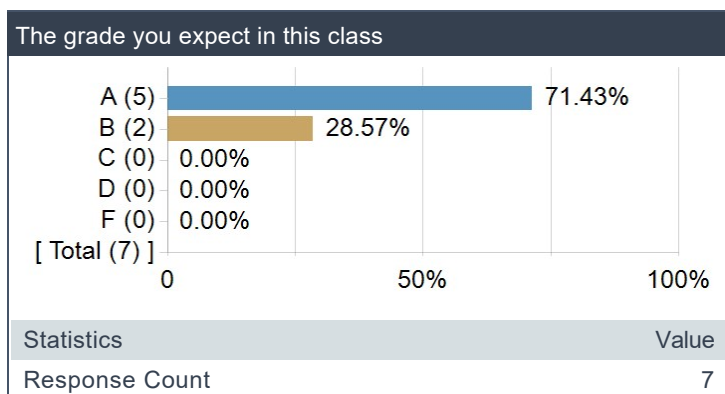


Statistics	Value
Response Count	8

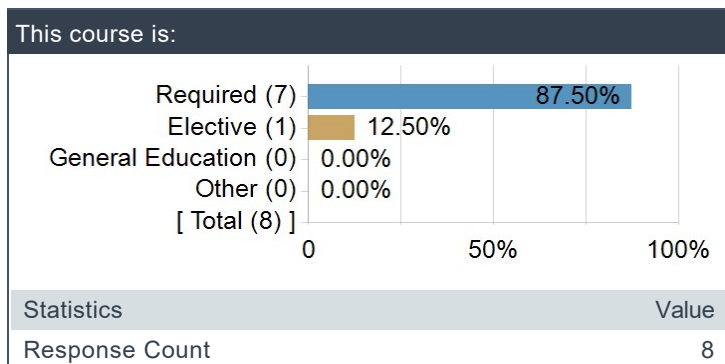
## The number of times you were absent from class



## The grade you expect in this class



## This course is:



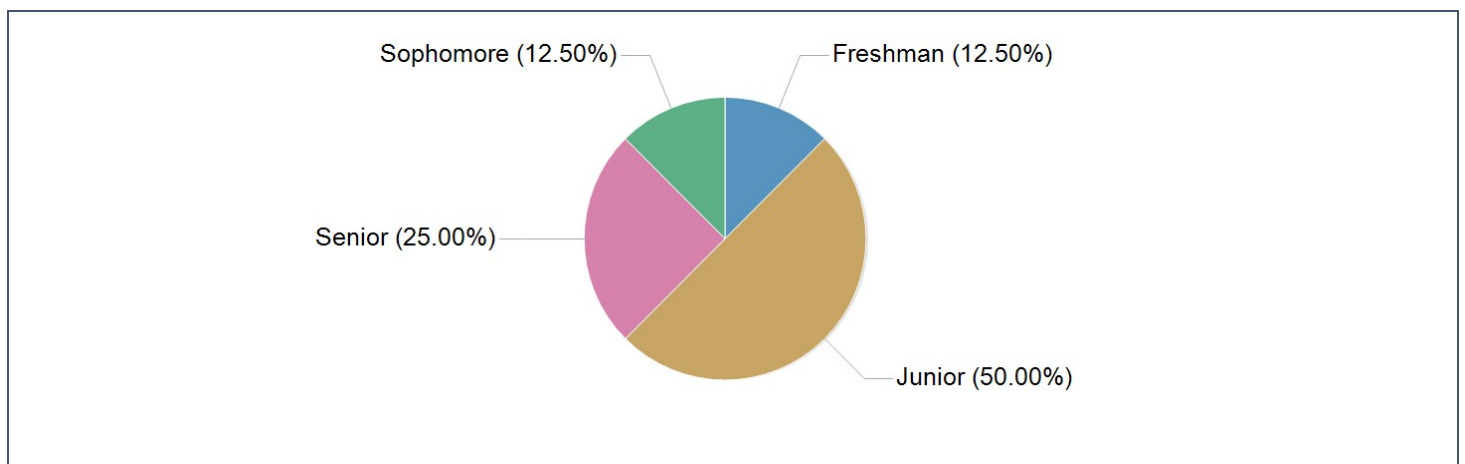
## What aspects of the course and the way it was taught helped you to learn?

Comments
The textbook is surprisingly helpful. Slides and interactive activities also helped.
The lecture slides and the supplemental textbook readings worked well together. The recommended videos were also a good way to get a summary of the course materials.
The economic games helped put the lessons into context and better helped me understand some of the more difficult concepts.
The course was well organized and easy to navigate. Resources provided were also very helpful in understanding the material as well as the feedback obtained.
additional reading materials, PPP slides, video lectures
The instructor always added examples and real-life applications in her lectures. There was always time for questions. The instructor made the lectures interactive individually and as a group.
Powerpoints were fairly clear in what it was teaching. I do wish there were more hands on examples on some of the formulas in Microeconomics.
Getting a really quick reply from the Professor was great when asking questions.

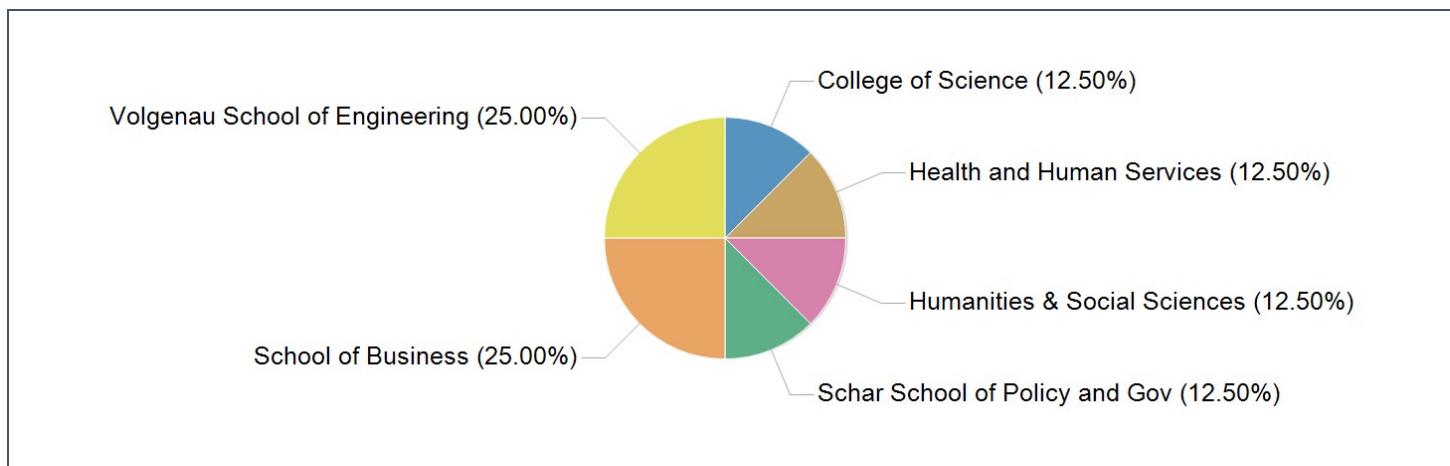
## What modifications do you suggest for the next time the course is taught?

Comments
It might be helpful to go over homework-like questions during the lectures because the homework questions could be confusing at times.
Spending the first few minutes of class giving personal examples of each economic principle learned could help better enforce each concept, as the relationship to real-world situations makes it easier to recall information.
review hw solutions in the class after grading it
I can't say anything should be adjusted. It was an enjoyable course.
More in class examples and practice questions for students to better understand the material.
Have like a group activity

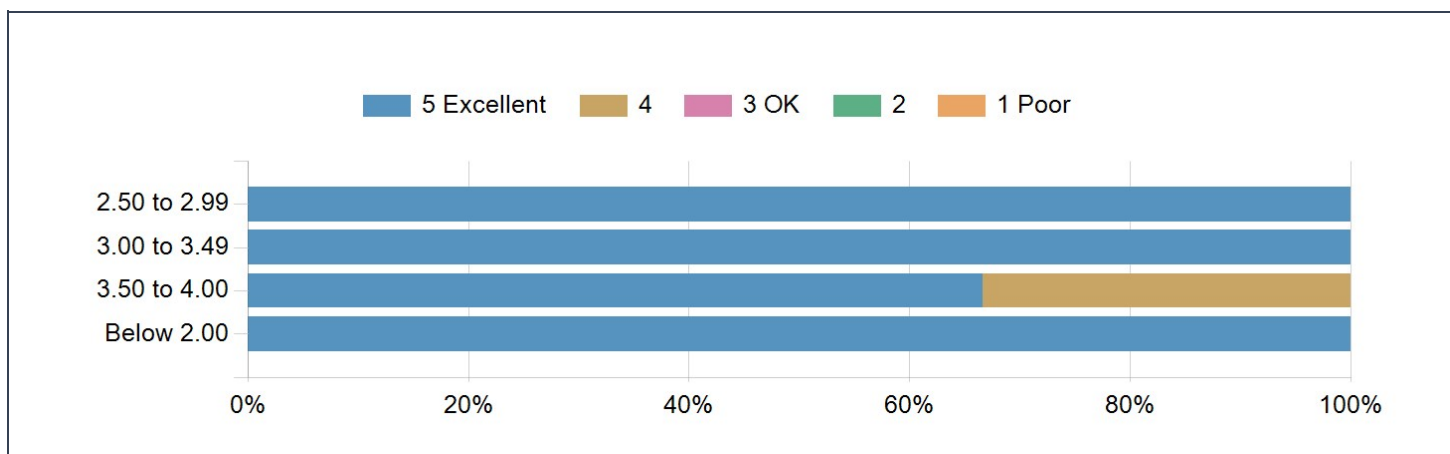
## Student Class



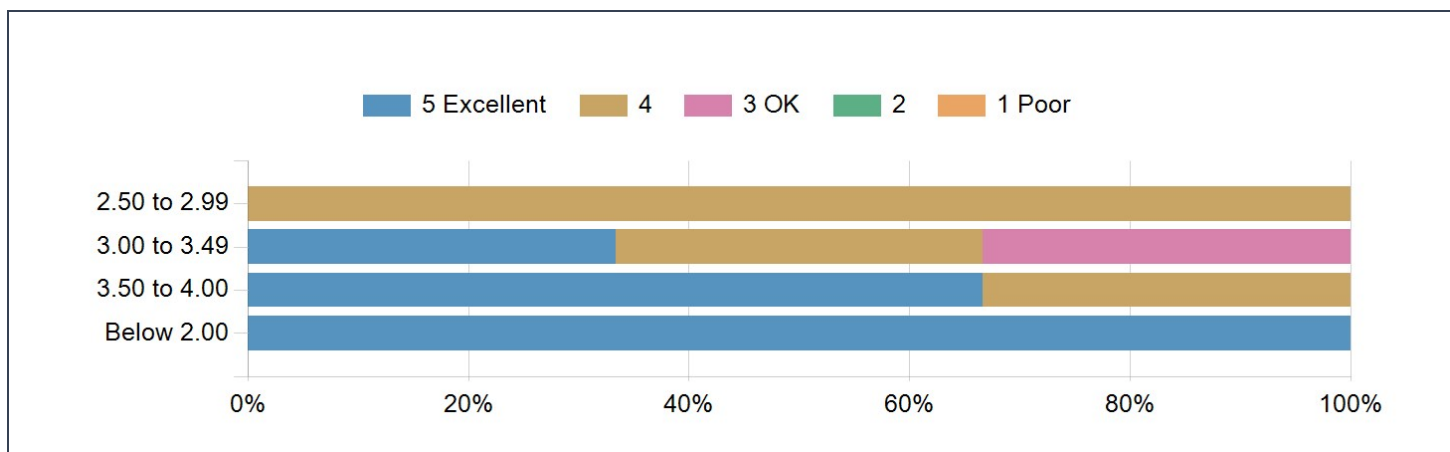
## Student College



## My overall rating of the teaching - Vs. GPA

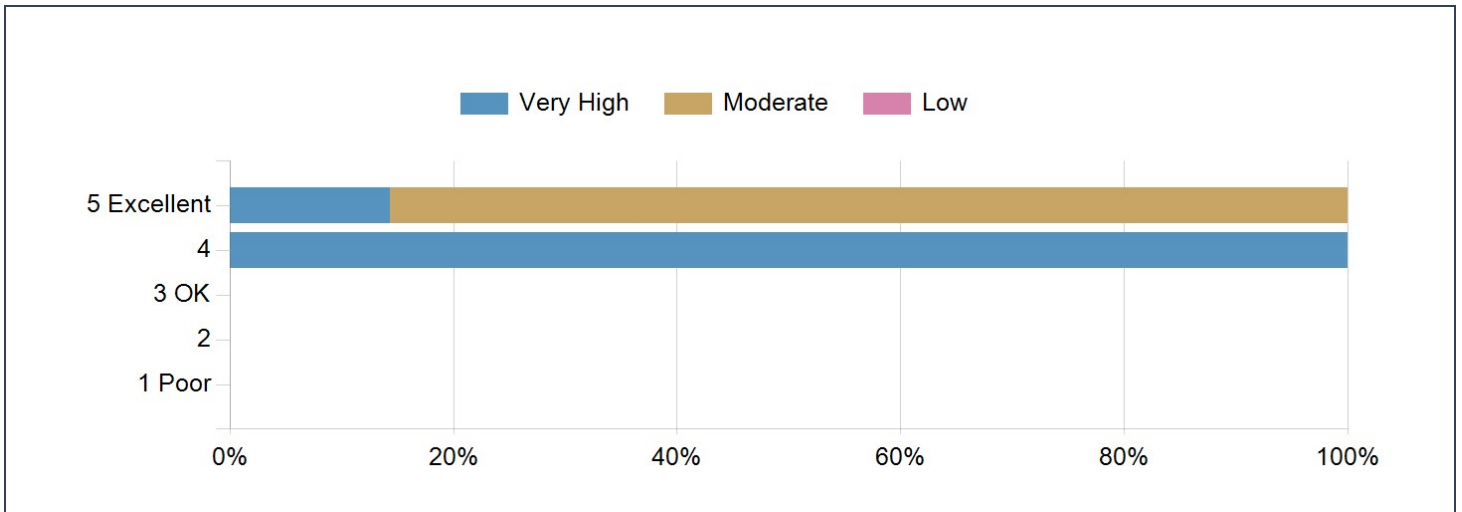


## My overall rating of this course Vs. GPA

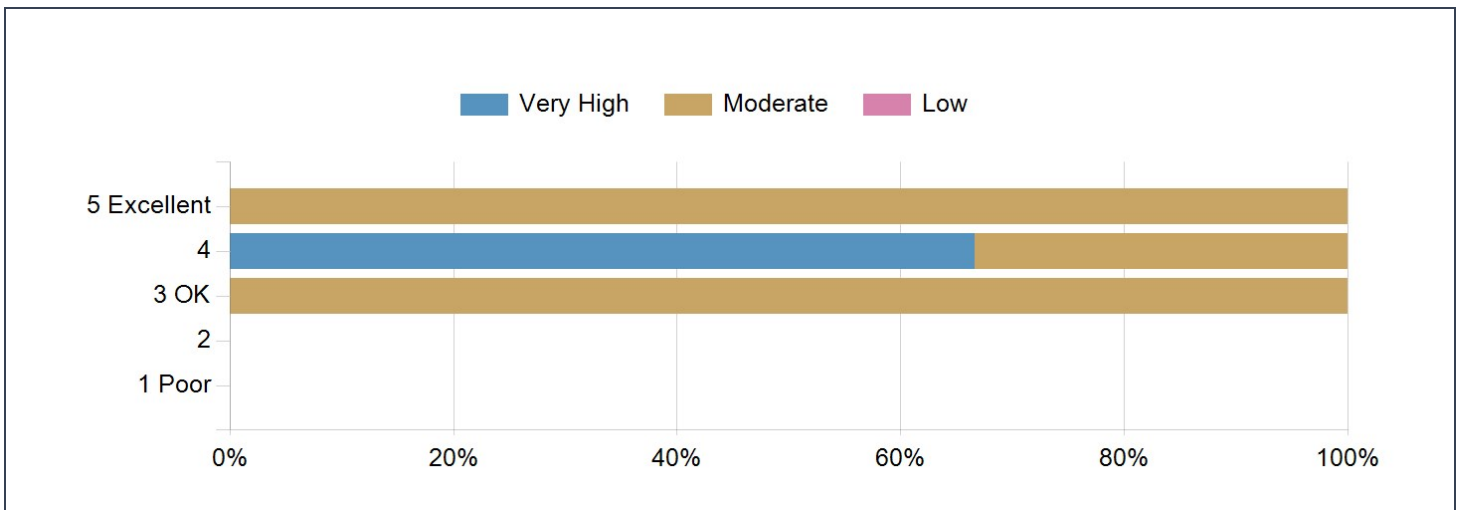




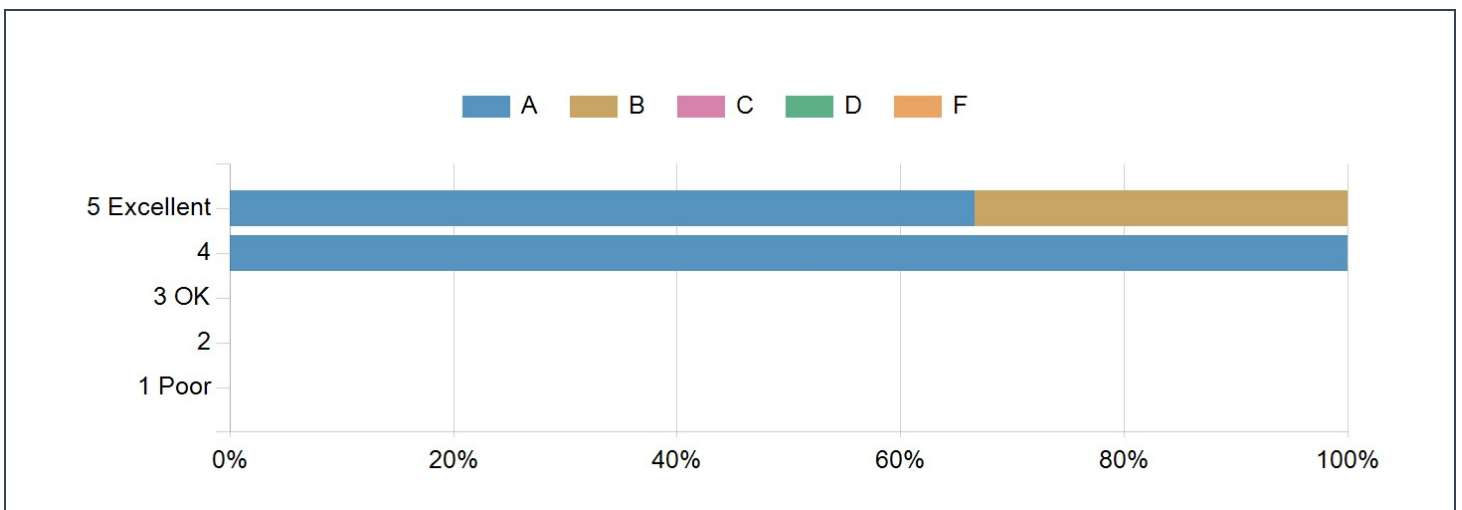
### The amount of effort you put into the course Vs. My overall rating of the teaching



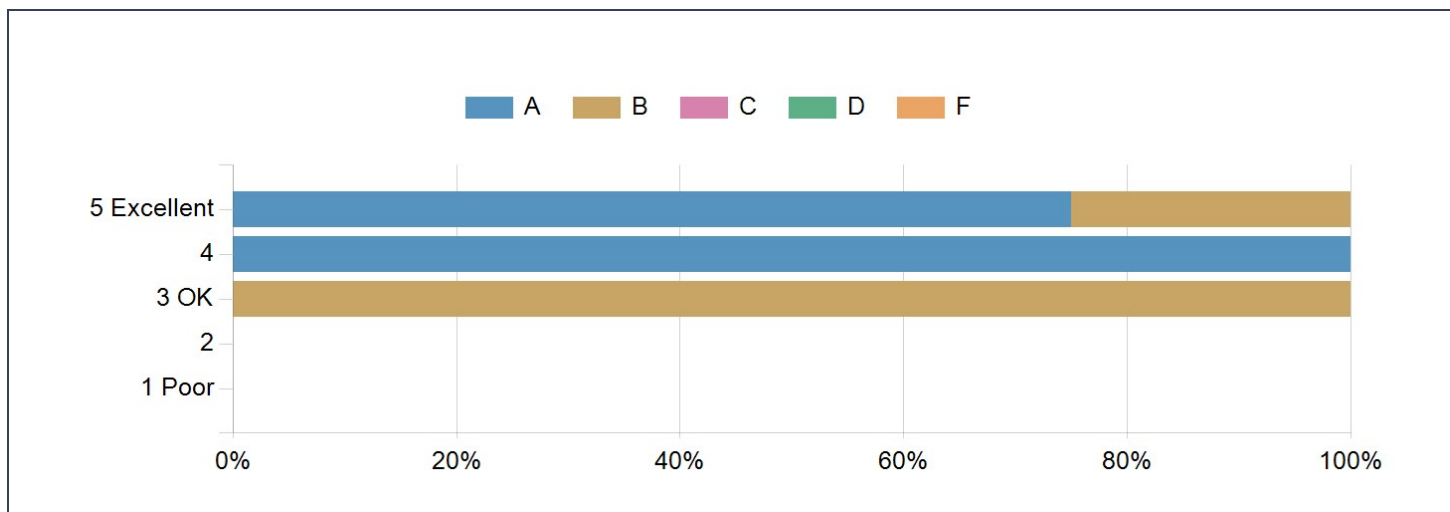
### The amount of effort you put into the course Vs. My overall rating of this course



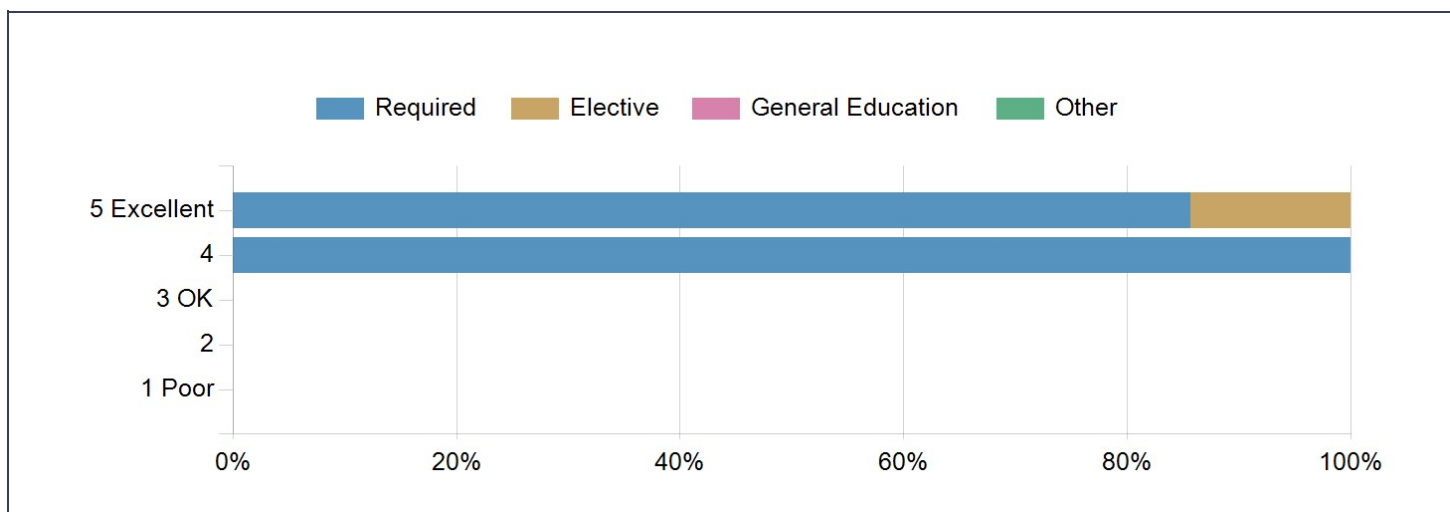
### The grade you expect in this class Vs. My overall rating of the teaching



### The grade you expect in this class Vs. My overall rating of this course



### This course is: Vs. My overall rating of the teaching



### This course is: Vs. My overall rating of this course

